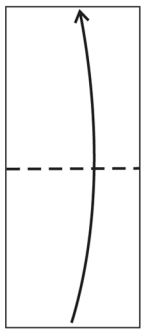
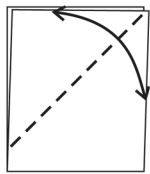


XERIC GARDEN CLUB *of* ALBUQUERQUE

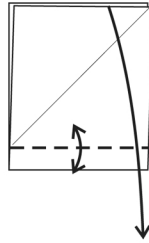
Make a Butterfly from a Dollar Bill



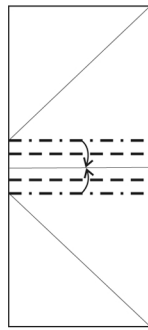
1 Start with the dollar face up. Side facing up will show on the display side of the final butterfly. Valley-fold in half.



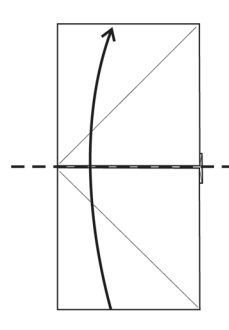
2 Valley-fold the top edge of the top layer to the right edge, then unfold



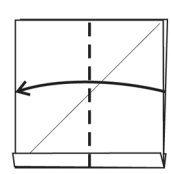
3 Valley-fold the bottom folded edge up, creating a new crease formed in Step 2 on the left edge. Unfold the entire bill.



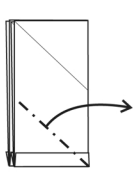
4 Mountain-fold the outside creases and meet them at the center crease.



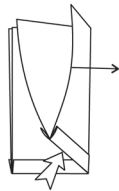
5 Valley-fold in half, bottom to top.



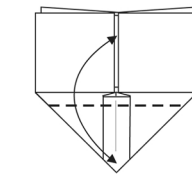
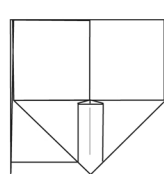
6 Squash-fold the right half of the bill.



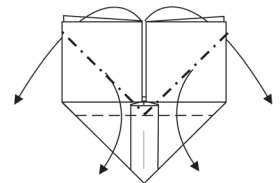
7 Squash-fold lifting the first two layers up and separating them, evenly, to open a triangular pocket.



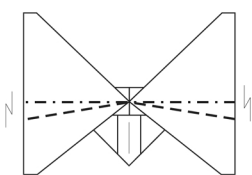
8 Turn over and squash-fold the other side.



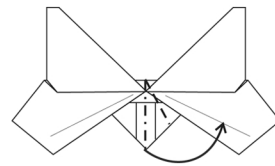
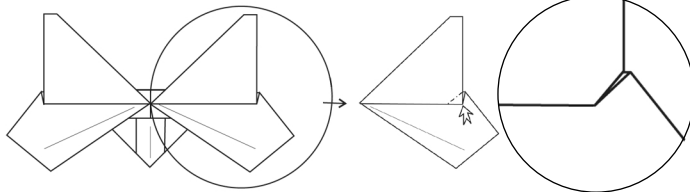
9 Valley-fold the bottom point up at the level of the printed border line of the dollar bill, or approximately as you see in the diagram. Unfold.



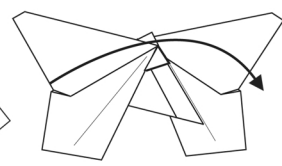
10 Squash-fold the upper right and left halves one side at a time. Squash firmly along the crease line created in Step 9.



12 Give a rounded effect to the corners by inside-reverse folding it. The corner paper is pushed inside the paper layers and makes a V-notch. Repeat with the other wing.

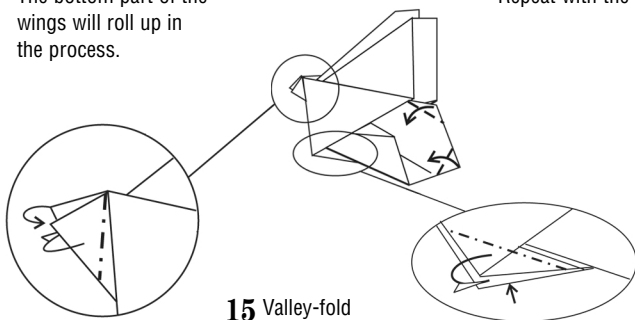


13 Swivel the abdomen point across one of the wings and align it to the mountain-crease on the hind wing section.



14 Fold the other wing to cover the body and to match the first wing.

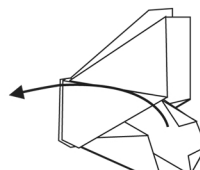
11 Mountain- and valley-fold along the lines shown in the picture for each wing. The bottom part of the wings will roll up in the process.



15 Valley-fold corners of wing to give a rounded effect. Repeat with the other wing.

Fold square corners, in the head area, inside the model.

Fold body corners inside the model to make this area more slender. You can tuck these corners under fold edged layers inside the underside of the body paper. The paper gets thick here so crease well.



17 Spread the wings.



Your dollar bill butterfly.


Habitat Garden Word Search



- BEE
- BUTTERFLY
- DRAGONFLY
- ECOSYSTEM
- ENVIRONMENT
- HABITAT
- HUMMINGBIRD
- LADYBUG
- METAMORPHOSIS
- NATIVE
- NOCTURNAL
- POLLINATOR
- SUNFLOWER
- XERISCAPE
- YUCCA

All the above can also be found in a habitat garden.

G	L	N	Q	N	O	C	T	U	R	N	A	L	R	B
K	A	S	P	V	T	E	P	A	C	S	I	R	E	X
Z	W	W	M	K	B	D	E	Z	R	Q	E	Z	F	M
M	E	T	A	M	O	R	P	H	O	S	I	S	D	E
E	R	R	E	G	R	E	G	X	Y	P	H	H	R	T
V	R	M	O	M	U	U	C	L	I	U	F	A	A	S
I	C	S	G	T	B	B	F	Y	M	S	F	B	G	Y
T	B	P	U	Y	A	R	Y	M	L	I	K	I	O	S
A	R	Z	D	N	E	N	I	D	K	W	E	T	N	O
N	S	A	O	T	F	N	I	S	A	H	H	A	F	C
Y	L	B	T	X	G	L	G	L	V	C	X	T	L	E
A	L	U	F	B	F	W	O	X	L	Z	C	J	Y	G
O	B	H	I	V	E	L	V	W	U	O	R	U	I	Q
H	P	R	B	Y	H	E	I	I	E	N	P	L	Y	O
Z	D	D	H	T	N	E	M	N	O	R	I	V	N	E



Lead the Bird to Water

